

ducharme

CLASSIC

TAILOR-MADE IN CANADA SINCE 1959




info@ducharmeseating.com

1 888 967 3287

1 888 235 8888



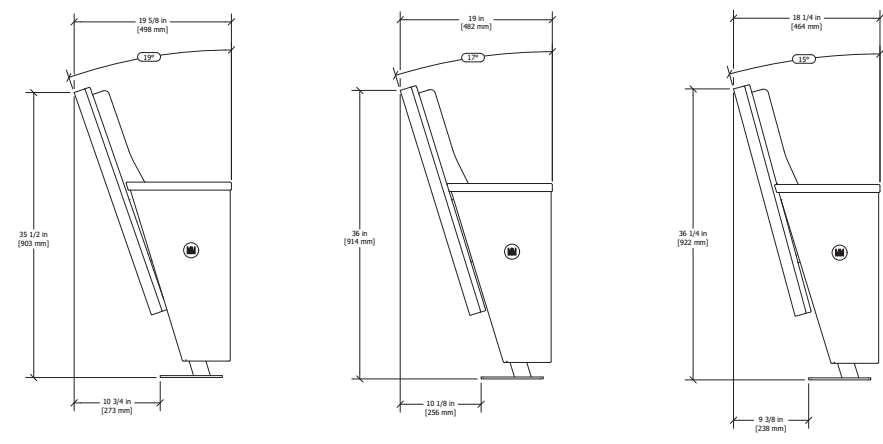
This great Classic with its refined silhouette will fit in any venue giving it a timeless look.



PROJECT :
THE CONSERVATORY AT MOUNT ROYAL
UNIVERSITY
ALBERTA, CANADA



This model is presented with its original features, many other options are available.



1. Flat armrest made of maple hard wood
2. Backrest shape is curved. Core is made of baltic birch
3. Backrest outer panel is made of maple wood veneer graded A
4. Seat bottom shape is flat. Core is made of baltic birch
5. Seat bottom outer panel is made of maple wood veneer graded A
6. End panel is tapered, core is made of baltic birch. Solid wood block at the front and back
7. Aisle light is recessed under the armrest.
8. Installation can be floor mounted or riser mounted
9. Backpitch can be 13°,15°,17° and 19°
10. Original widths available are 19" to 24". Bariatric option available
11. Seat pan lifts with a silent counter-weight mechanism

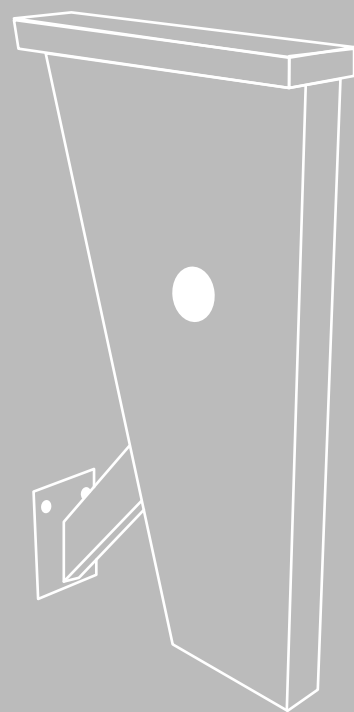
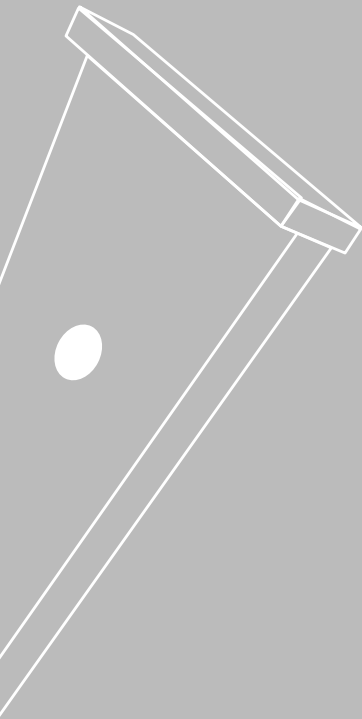
MANY OPTIONS ARE AVAILABLE, SEE IN THIS BROCHURE





1

Choose your type of installation



All seats model can be floor mounted on a flat or sloping floor. Another type of installation is riser mounted. Visit the section "Tips for the best layout" to find out more about the requirement.

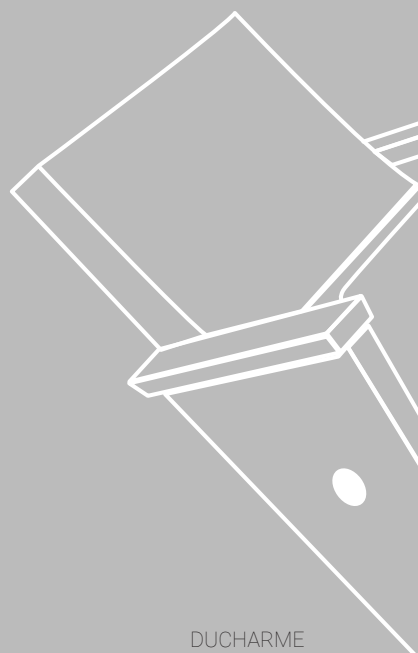
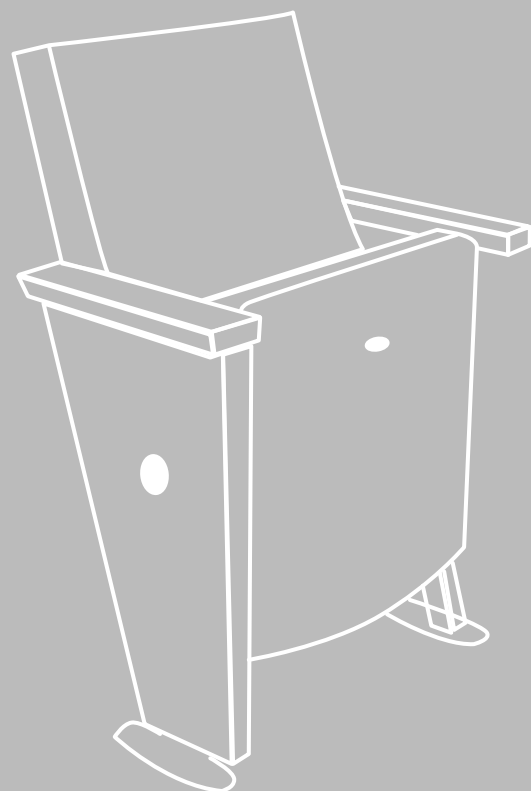
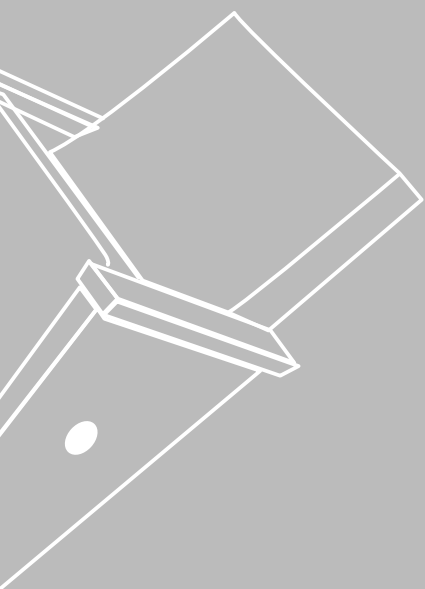


Tip Radius installation

All seats may be installed on a radius. However, as the curvature increases, the radius becomes more pronounced. (e.g. around 30 feet and below) prioritize seats model with metal stanchion.

2

Choose your backrest height



Choose between a 34" or a 36" high back. Other dimensions are also available.

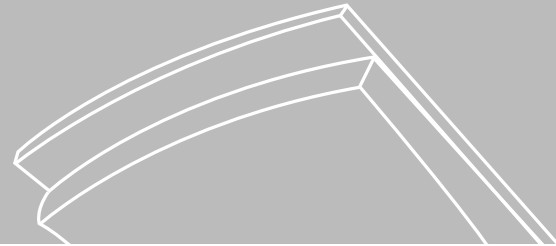
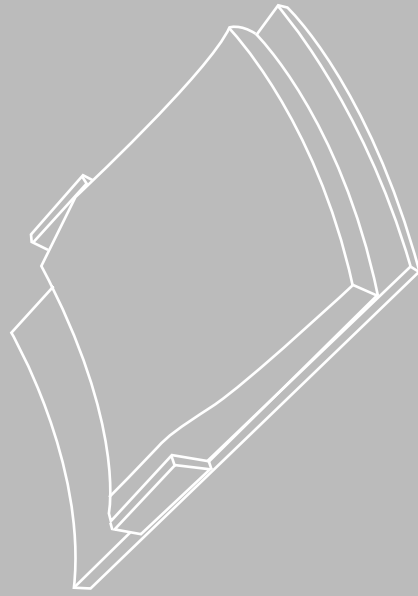


Good to know

A 36" high back will have a larger envelope compared to a 34", measurement taken from the floor. The less the backrest is inclined, the smaller the envelope will be. See this model's geometry for comparison.

3

Choose your backrest



3 sides wood reveal

Good to know

A fully upholstered backrest may be damaged by the other people sitting behind. If you choose this option, we recommend the fabric should include an anti-stain treatment or the addition of a kick plate.



1" wood reveal



2" wood reveal



Fully upholstered



No wood reveal

4

Choose
your
**seat
bottom**

**Did
you
know**

At Ducharme, we give
you maximum inches on
backrest and seat pan for
every width to maximize
your comfort, aesthetics
and revenues.

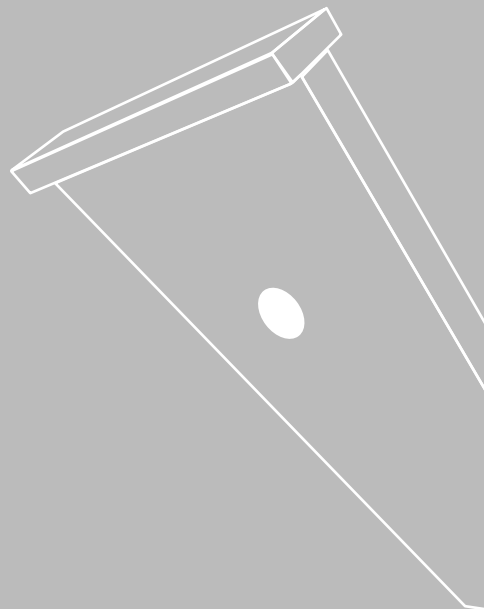
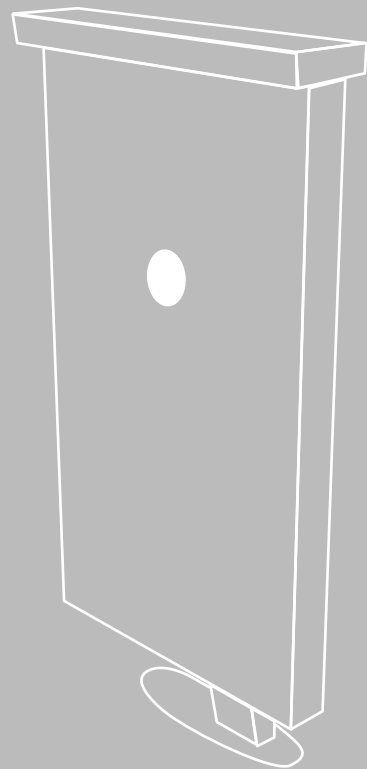



**Good
to know**

The comfort is our
priority You can choose
the foam density as well
as the thickness at no
extra cost!

5

Choose your aisle panel



Whether you opt for a long or shorter aisle panel, the quality of the construction is the same. Select the one that meets your design intent.



Good to know

It is recommended to leave a space of 1" to 2" between the bottom of the panel and the floor to facilitate maintenance and avoid damaging the wood of the panel.



Rectangular



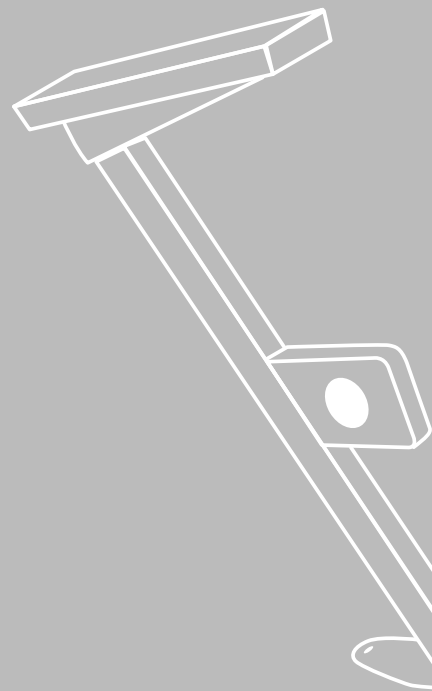
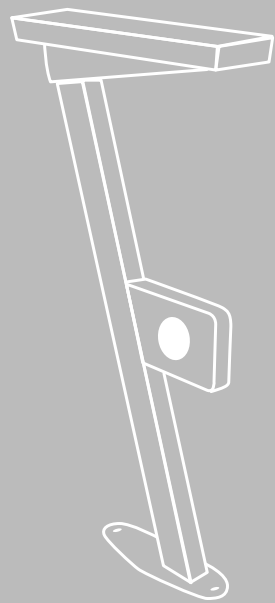

Short



Long

6

Choose your ADA panel



To provide accessibility two options are available, a swing-away panel allowing the person to transfer by pulling the upper section of the panel or by lifting the armrest.




Good to know

It is not recommended to have a recessed aisle light under the armrest if it lift-up. The light will be directed at the stage. Reach to us to discuss the best option for your project.

7

Choose your armrest




Choose between a flat or curved armrest, in both options they are made of top-quality solid wood.



8

Choose your removable base




Single



Double

Increase revenue with the ghost armrest design

You can choose a single, double, or triple seat ganged on a removable platform. Did you know that Ducharme has designed a ghost armrest that allows you to save space by avoiding double armrest. More space, more seats more revenue.



Triple

Good to know

Moving one or two-ganged seats is lighter and easier than a three-gang. Avoid damages and maximize your layout by using double-ganged removable seats.

9

Choose
your
options



Need a bookholder

All backrest models can accommodate a bookholder. Made of solid wood with matching wood species and finish.

**Good
to
know**

Did you know
It's possible to
design other
size of bookrack

Need a Cup holder

A cup holder may be mounted at the front or the rear of the seat. Rear mounted cup holder have no impact on the seat envelop.

**Good
to
know**

To allow rear cup holder on a seat installed on a riser the height of the riser must not exceed 16" (406 mm). Consult the private section "Good to know" on our website.



Need power connection or USB outputs?

All seat models can accommodate electrical raceway to allow power connection and USB outputs. Visit our website to know more about this option

Choose your identification plates

A wide variety of identification plates are available in several materials including polycarbonate, metal and brass.



Good
to know

We can design custom donor recognition and dedication plates



Need an anti-panic tablet ?

All chair models can accommodate an anti-panic tablet, the seat envelop will be larger than usual due to the rotation of the tablet.


10

Choose your finishes

The Ducharme wood finish collection offers a great variety of colours. A custom finish can also be developed for your project.

Tip

For a long-lasting and durable finish, we recommend using a stain with varnish instead of a lacquer that can chip overtime.



Choose the wood species

A great variety of wood species is available for your Classic. The wood that provides the best value is the maple available in multiple cuts.



Birch Flat Cut



Birch Rotary



Brown Ash Flat Cut



Cherry Flat Cut



Cherry Quarter Cut



Maple Flat Cut



Maple Quarter Cut



Maple Rotary



Red Birch Flat Cut



Red Oak Flat Cut



Red Oak Quarter Cut



Walnut Flat Cut



Walnut Quarter Cut



White Ash Quarter Cut



White Ash Rotary



White Oak Flat Cut



White Ash Quarter Cut

Good to know

Wood species and fabrics drive the cost of a seat. Contact us to understand how you can optimize your budget with alternate finishes.

Get Inspired



Get Inspired,
request a rendering
with your own
selection.

